



Turning Chatter



Newsletter of the Blue Mountains Woodturners Inc.

Mission Statement: "Promote woodturning as a creating skill for all ages"

EDITION 286

DECEMBER 2024

TURNERS CELEBRATE 25 YEARS

When: Saturday 7 December

Where: 19 Calver Ave, Mount Riverview

Time: Club house open 9.00am for 10.00 Start

Agenda: Symbolic hand over toys to Operation Christmas Child & Gateway International.

Lunch 12.00 MD

Menu: A selection of Chicken, Beef, Pork and Salads.

Cost: Club is paying

RSVP: Clive Email: s_clyle@hotmail.com



UPCOMING EVENTS:

December 7 Saturday: 25 year celebration and toy hand over.

December 8 Sunday: Makers Market-Springwood Hub. Visit event

Springwood 2025

Leura 2025

2024-2025 Christmas Tree Project



Turn your 2024 Christmas Tree into a 2025 Christmas Tree.

The Woodies are proposing to make Christmas Trees a part of our toy making programme for 2025.

Phillip Brien has made these samples and we are proposing that you save a 300mm length of your 2024 Christmas tree trunk, paint both ends with water based paint to reduce moisture loss and then sometime in 2025 start making Christmas Trees that we can include in our toy gifts hamper or sell them at the proposed seniors market run by Blue Mountains Council at the Springwood Hub. The funds can be used on your own behalf or as part of Woodies fund raising.

The Christmas Tree design is not restricted to these examples but we are offering to teach you how to make these trees or other design trees at our Thursday Mt Riverview workshops. You will become confident with the product you produce and can sell as gifts or fill the Christmas Community Hamper for distribution in the area.

There is a dedicated section in the BMWT web site on seasoning of wood however you can just contact John Mulquin, Clive Lyle, John Turner or Phil to ask how to get started.

PS alternative timbers you may have are also acceptable, depending the design.



If anyone knows of any members that are unwell or in difficulties until a new welfare offer is appointed please contact John H Mulquin. 0407709351

jmhbm@bigpond.net.au



BLUE MOUNTAINS WOOD TURNERS DECEMBER PRESIDENTS REPORT 2024



John Mulquin in Antarctica

Our esteemed president, Mr John Mulquin, caught the travel bug recently. He went to Antarctica and had a splendid time. He reports that it was a bit difficult to find wood in down there and while, yes you can apparently turn ice, he had other things on his mind.

John has returned to the land of Oz but is still finding his feet. He will be back with his normal report in January 2025.

11th November 2024, Whitton Park. Woodies Armistice Memorial

Many thanks to the Woodies members and their families who attended the informal gathering at 11.00am on November 11 for a minutes silence acknowledgement of sacrifices made by family and friends in the conflicts of war involving our nation.

It was held at Glenbrook in Whitton Park at the memorial constructed by the "Blue Mountain Woodturners" as managed by Mike Boyle and the Woodies.



This quiz published in American Woodturner

THE QUIZZICAL WOODTURNER SUMMER 2004

By Ernie Newman

1/ Which species was frequently used by European and North American shipwrights for ship's bearings in the 17th, 18th and 19th centuries: English Oak, Lignum Vitae or Balsa? Clue: it was self-lubricating.

2/ How can we generate burls on a tree?

3/ The world's oldest living organism is a tree. How old and where is it found?

4/ Tools made from high speed steel give off orange-red sparks during grinding. What colour are the sparks given off by carbon steel tools?

5/ Whom, of the following, were woodturners? Peter the Great of Russia, Louis the Sixteenth of France, Martin Luther of Germany?

ANSWERS LATER IN THE NEWSLETTER.

CAN YOU CREATE A MIGHTY PEN?

ANNOUNCING

THE BLUE MOUNTAINS WOODTURNERS PEN MAKING COMPETITION

Win a \$100 Timberbits gift voucher

We are holding a competition for the:-

Best, Most creative Pen

The "PEN" "figuratively. "The pen regarded as the instrument of authorship"

Any device used to record in any way could be considered as "a pen"

SO:-let's put on our thinking caps, think outside the square and start turning

A few rules:-

Must be partially made of wood.

Must be partially turned.

Collaborations are allowed (share the prize 50/50)

Entries close June meeting 2025



Blue Mountains Wood Turners

Lend a Hand 22 November 2024

Mission statement-Wood turners supporting our community

Woodies celebrate 25 Years.

Saturday 7 December/ Christmas party. The club is shouting a lunch menu of Chicken, Beef, Pork and Salads. Club house will be open from 9.00 am for 10.00am

Rocking Horse -Robbie (2). (Supporting a local charity)

The month of November has been interrupted by council replacing the sealing and painting the inside of the club house. No work has been done on the Rocking Horse

Toys-Operation Christmas Child - (The shoe box Charity) & Gateway international

The Gateway International toys have been delivered to them. Both Gateway and Operation Christmas Child have been invited to the clubs 25 year celebration on Saturday 7 December. A symbolic hand over of toys to GW & OCC with photographs will take place.

Finials

The large finial (The pointy end) is being machined separately from the main body. The length of the finial as too long for the laths. This section has been machined to size, with the selection of the diameter for the joining spigot to follow.

Two smaller Finials. Convex and concave templates have been completed. Next up, Men's Shed to dress timer to size.

Work shop building repairs

With a bit of luck we may be back in the club house by Wed 27 November.


Whitton park memorial

The club members gathered at Whitton Park on Monday 11 November. The poppies were planted with a minuets silence as we remembered those people that gave their lives in defence of our country.

Contact: Clive on s_clyle@hotmail.com

Hope to see you there.

Clive



JAN PENNELL BEQUEST

In her will, Jan left a sizeable bequest to The Children's Medical Research Institute.

Les Brown is presenting the bequest at their annual Christmas morning tea and will speak of her love of turning wood.

When Jan retired, she took up woodturning and completed a five-year course in four. Her sculptural piece for the course was an assemblage of three trembleurs, the longest was over 2.1 metres with a diameter of under 3mm, possibly the longest trembleur ever turned.

Pictures of Jan's assemblage went global and blew the minds of turners around the world.



QUIZZICAL WOODTURNER SUMMER 2004 ANSWERS

Ernie Newman

1/ Lignum Vitae was imported from the Caribbean and tropical America for ship's bearings because of its hardness and capacity to self-lubricate.

2/ One way to make burls on a tree is to imitate the South American pygmy marmoset. These tiny monkeys, only three times the size of a mouse, sometimes create dozens of burls on a single tree by chiselling holes in the bark with their sharp teeth. As the tree attempts to heal the wounds, gum is produced, a feast for the monkeys. Because they return regularly to keep the holes open and keep the supply of gum flowing, small burls are formed around the holes.

3/ A Quaking Aspen [*Populus tremuloides*] in Utah, a clonal tree, has been estimated at 80,000 years old. Unlike many other clonal "colonies", the above-ground trunks remain connected to each other by a single massive subterranean root system.

It is possible that a clonal *Eucalyptus recurva* [Mongarlowe Mallee] is up to 13000 years old. A clonal Huon Pine tree on Mount Read in Tasmania sprouted at least 10500 years ago, around the time that humans began to grow crops and well before the invention of the wheel. It's snow laden branches have been forced to the ground, taken root and spread so that it now covers 2 ½ acres. Every leaf, root and branch in the stand has identical DNA which means that it is one organism.

4/ Carbon steel tools give off sparks that have more whit-yellow than orange-red sparks of HSS during grinding. It is important to keep carbon steel tools cool when grinding because once they turn blue with heat they lose their temper. High speed steel tools are much more forgiving.

5/ Peter the Great of Russia, Louis the Sixteenth of France and Martin Luther were all woodturners. Peter the Great spent several months in Dutch and English shipyards in an attempt to discover the key to naval supremacy. The shipyard turners gave him lessons and he became a skillful woodturner.

Spherically speaking

The Men's Shed has one pole completely covered in spheres made by

Woodies members. One pole is only half full and Ernie set his classes a challenge to make enough spheres to cover the remaining section. Here are some of pictures of the group's efforts. The only rule is that they resemble – in some part – a sphere.



Teamwork: John Gallo and Tony Brewster putting the hole in John's sphere

POSING FOR A PICTURE

Last month I gave some examples of photos and asked you to pick them apart. Tom Fox was the only person brave enough to put his thoughts to paper. Thanks Tom. His notes are below.


Hi Bec,

I liked your item about photographing turned items. As a mug photographer (who is also a mug turner) here are some comments.



Photo 1: fails to make the subject stand out (as you no doubt intended)

Photo 2: is not bad at all, I think – though the background is distracting.





3: improves the background –though it is still in focus. However (as printed on paper) the subject is somewhat overexposed. This is a common failing of today's auto-exposure cameras which make too much allowance for the dark background. The fault could of course be corrected in a photo-editing program.

Photo 4: concentrates much more fittingly on the subject but the over-exposure is even more pronounced than in Pic3 – probably as a consequence of trying to remove the shadow at

the bottom of the sphere.

Overall, I prefer photo 2 as it best exhibits the character of the Mistletoe Sphere notwithstanding the background.

Signed: 'Grumpy Old Turner'




Thank you.

In the last newsletter I invited members to send pictures and stories of their achievements. Roman Goik has done just that. Descriptions are his words.



After 10 months of lessons with Ernie, I just started making lidded boxes - a process I'm really enjoying. These are my first 4 boxes. The two taller ones use turned rings on the lids. The lower ones have insets of Padauk.

The other pic is one of an incense holder I made from two turned rings and a brass tube.



Thanks Roman. I do appreciate your input. If anyone else has any photos, tales, triumphs or even sob stories PLEASE email me a turningchatter@gmail.com.

I would love to see something you are really proud of. It doesn't matter if it was made today or 30 years ago. Please, share your story and your photo's.

Safe turning!